

SAILING INSTRUCTIONS
ATTACHMENT E – EAST AREA
RACE AREA, COURSES & MARKS

E1. The Race Area

The race area will be the Solent, to the east of the Lymington River

E2. Courses

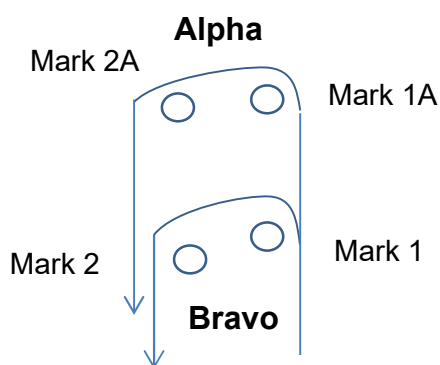
E2.1. One of the following courses will be sailed:

Red Course - signalled by the display of a Red Flag on the Committee Vessel

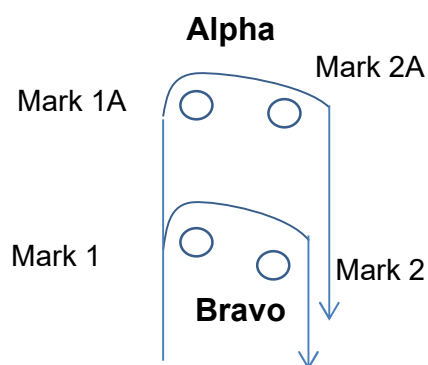
Green Course - signalled by the display of a Green Flag on the Committee Vessel

E2.2. Classes will sail a course configuration Alpha or Bravo and number of laps according to a board displayed on the committee vessel. Courses will be displayed before the Orange Flag is displayed and shall not be changed unless Flag AP is displayed with 2 sound signals and the Orange Flag removed at the same time.

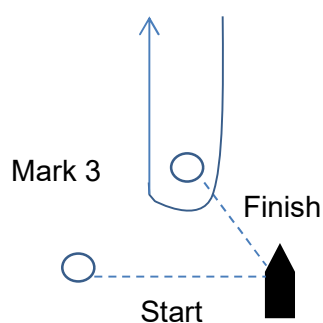
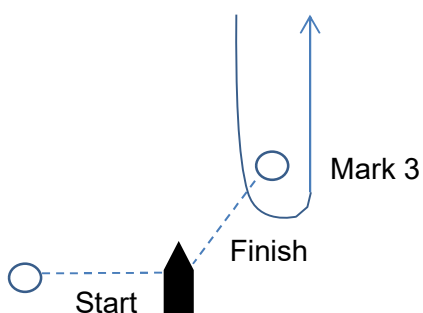
E2.3. The course configuration and the order of rounding of marks for each course will be as follows:



RED COURSE:
Marks to Port



GREEN COURSE:
Marks to Starboard



Displayed on Committee Vessel	Course to be Sailed
A1	Start, Mark 1A, Mark 2A, Finish
A2	Start, Mark 1A, Mark 2A, Mark 3, Mark 1A, Mark 2A, Finish
A3	Start, Mark 1A, Mark 2A, Mark 3, Mark 1A, Mark 2A, Mark 3, Mark 1A, Mark 2A, Finish
A4	Start, Mark 1A, Mark 2A, Mark 3, Mark 1A, Mark 2A, Mark 3, Mark 1A, Mark 2A, Mark 3, Mark 1A, Mark 2A, Finish
B1	Start, Mark 1, Mark 2, Finish
B2	Start, Mark 1, Mark 2, Mark 3, Mark 1, Mark 2, Finish
B3	Start, Mark 1, Mark 2, Mark 3, Mark 1, Mark 2, Mark 3, Mark 1, Mark 2, Finish
B4	Start, Mark 1, Mark 2, Mark 3, Mark 1, Mark 2, Mark 3, Mark 1, Mark 2, Mark 3, Mark 1, Mark 2, Finish

E2.4. Course diagrams are not to scale. The actual course shape may be modified because of tide.

E3. Starting Line

- E3.1. The starting line will be between the course side of inner and outer starting marks. The committee vessel may be at either end of the line.
- E3.2. The inner limit mark, if laid, is a starting mark, and shall have the same required side as the committee vessel.
- E3.3. Before a boat's first start of each day she shall pass the committee vessel so that her sail number is clearly visible to the race committee.
- E3.4. The starting line marks will be:

Inner Mark	Inner Limit Mark (if laid)	Outer Mark
Staff with orange flag on committee vessel	Small pink buoy	Orange buoy with black & white chequered band OR Staff with orange flag on RIB

E4. Marks of the Course

E4.1. Description of Marks

Name / Number	Description of Mark:
Mark 1A	Very large orange dumpy buoy
Mark 2A	Orange dumpy buoy with blue band
Mark 1	Orange dumpy buoy
Mark 2	Orange dumpy buoy with black band
Mark 3	Orange dumpy buoy

E5. Finishing Line

E5.1. The finishing line will be between the course side of the inner and outer finishing marks. The committee vessel may be at either end of the line.

E5.2. The finishing line marks will be:

Inner Mark	Outer Mark
Staff with blue flag on the committee vessel	Mark 3

E6. Shortening the Course

E6.1. In addition to RRS 32, when the race committee believe that boats are unlikely to finish within the time limit or boats do not finish with the time limit, the race committee may score boats in the order, corrected on handicap if appropriate, that they passed through the last gate or mark at which the race committee are able to establish a finishing order. Such a line becomes the finishing line for those boats. The race committee may signal this by the display of S over N. However, no boat shall be scored better than any boat in the same class that completed the course before S over N has been displayed. This changes RRS 35, RRS A4.2 and RRS A9.

E6.2. When W is displayed, the race is shortened at the current position. A race committee vessel starting at the back of the fleet and working forwards to the original finishing line will record the position of boats racing. Boats will be scored according to that position.

E6.3. The rules of average lap racing shall be applied to all Classes and boats may be finished at the end of any lap.